

Billet Doux enjoy designing your 'sweet notes'




You will need pencil, paper glue stick, fabric scissors, paper scissors & Appliglué ♦select a template♦trace it off on to card & cut out ♦mark the outline with pencil on the fabric of your choice & cut out. ♦experiment with where you think the fabric will be best placed on the card ♦apply light dabs of paper stick glue on the back of the fabric & place it firmly on to the card.

Hints ♦read the free Appliglué leaflet & **experiment on scrap paper before beginning.** ♦edge and embellish your fabric designs with Appliglué ♦fray the finer fabrics to create interesting edges ♦use your nozzle like a crayon ♦blend colours ♦water down colours with a few drops of water & a squeeze of Appliglué on a saucer. & blend using a cotton wool bud & wash the colour over the card surface for a faded background ♦less is more – keep it simple

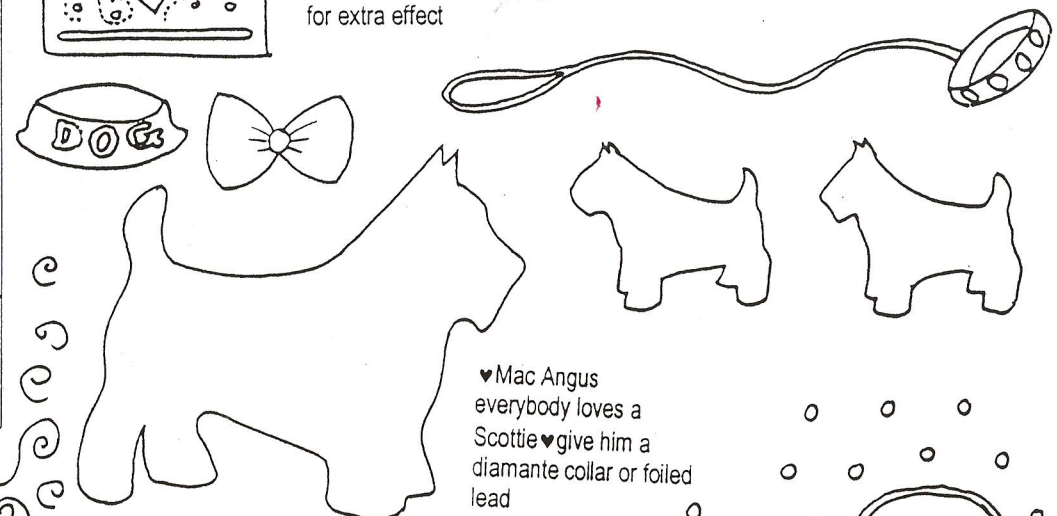
Other Ideas ♦cellophane sweetie wrappers ♦textured papers ♦beads ♦sequins ♦buttons ♦wool ♦interesting threads ♦fabrics ♦keep the off-cuts of your fabrics for abstract designs ♦extend your creations to gift tags, wrapping paper & dinner place cards.

Foiling ♦ if you have a piece of foil in your Billet Doux pack ♦create your design outline with Appliglué ♦let it dry completely ♦place the foil over the top of the design, shiny colour facing you ♦direct hot air from a hairdryer over the foil for 10 seconds & rub over the area with a tissue ♦you will feel the raised impression of the Appliglué ♦remove the piece & your design will be foiled. Use the same technique for foiling on to fabric

Finally: Once you have created your card, allow it to dry overnight. Appliglué may remain slightly tacky. AppliCraft envelopes are specially made to protect your Appliglué design. If using a regular envelope place a piece of greaseproof paper over the design.

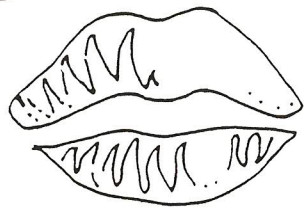


here are 3 designs which can be mixed & matched
 ♥the background squares can be paper, foil or fabric.
 ♥the flowers, hearts or leaves could be drawn with Appliglué or cut out shapes from paper or fabric
 ♥applique the flower on to the square ♥create the dots with coloured Appliglué or sequins ♥foil the line for extra effect




♥Mac Angus everybody loves a Scottie ♥give him a diamante collar or foiled lead




Love



♥Kiss me go wild and either use these templates or be original and apply a little lipstick, kiss your card, apply Appliglué & foil in red!



♥Decorated Heart here is an idea to embellish any design



♥Freehand Ferns this design is perfect for foiling ♥ pencil in the design and then go over the lines with Appliglué ♥the dots could either be plain sequined or foiled

